



lumini Solucoes em Iluminacao LTDA
www.lumini.com.br
Email: laboratorio@lumini.com.br
Tel: +55 11 3437-5555 Fax: +55 11 3437-5555
Address: Rua Ferreira Viana, 716 - Socorro - São Paulo/SP

lumini

LumCAT:

Luminaire: rocket xsm t3 tr fm

LampCAT: modulo led tr 5W 2700K irc 90

Ballast type:

Report No:

Voltage(V): 127.0000

Test No:

Current(A): 0.0400

Number of Lamps: 1

Power (W): 4.7700

Lamp flux(lm): 290.0

PF: 0.9300

Length(mm): 40

Width(mm): 40

Phm Type: C

Height(mm): 0

Photometric Results

Lumens(lm): 198.13, Efficiency(%): 68.32% , Luminous Efficacy(lm/W): 41.54

Central intensity(cd): 684.358, Maximum intensity(cd): 684.358

Angle of maximum intensity: $C=0.0$ $\gamma=0.0$

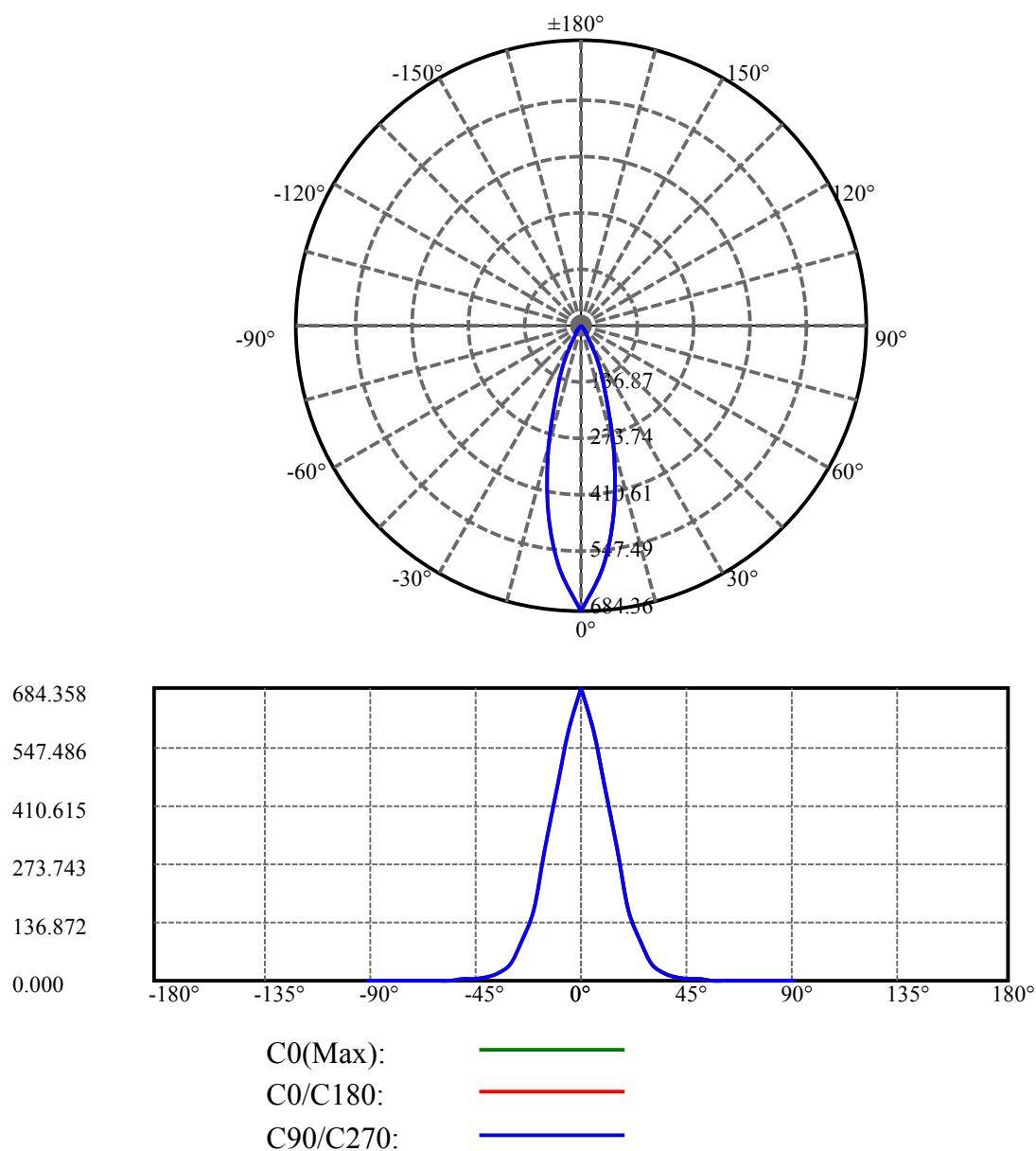
Beam angle of C0 plane : 27.54

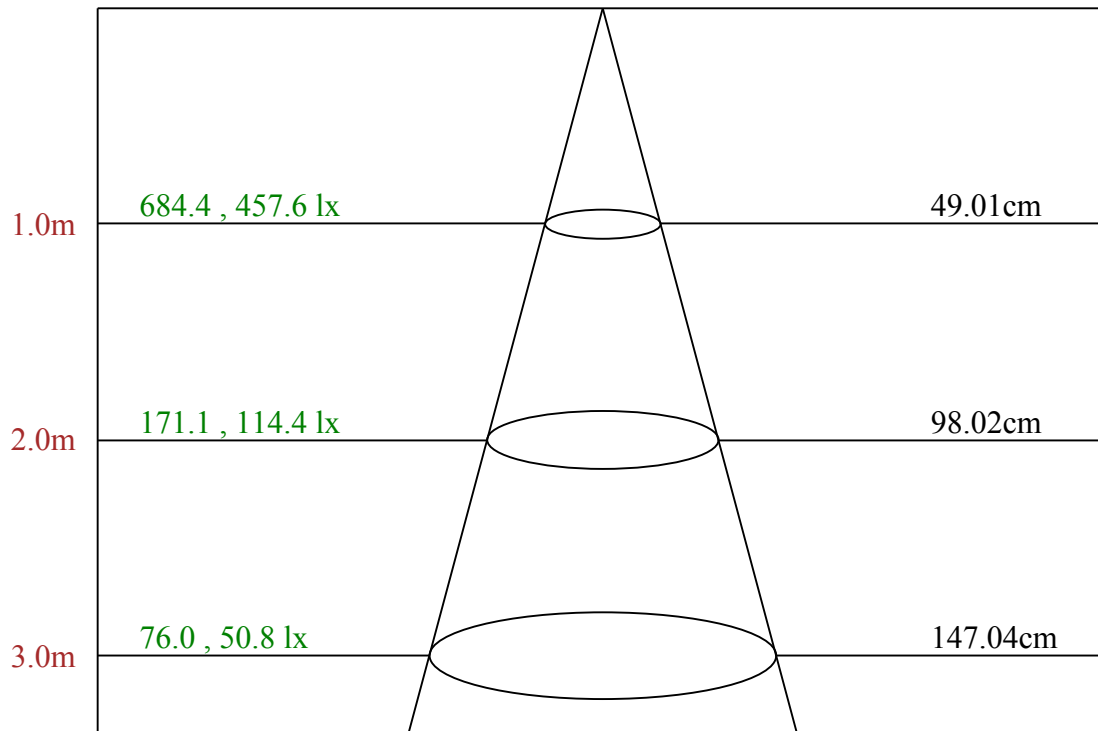
Average BeamAngle(IEC 61341): 27.54

Equipment: equipamento lumini
Temperature(°C): 25.0

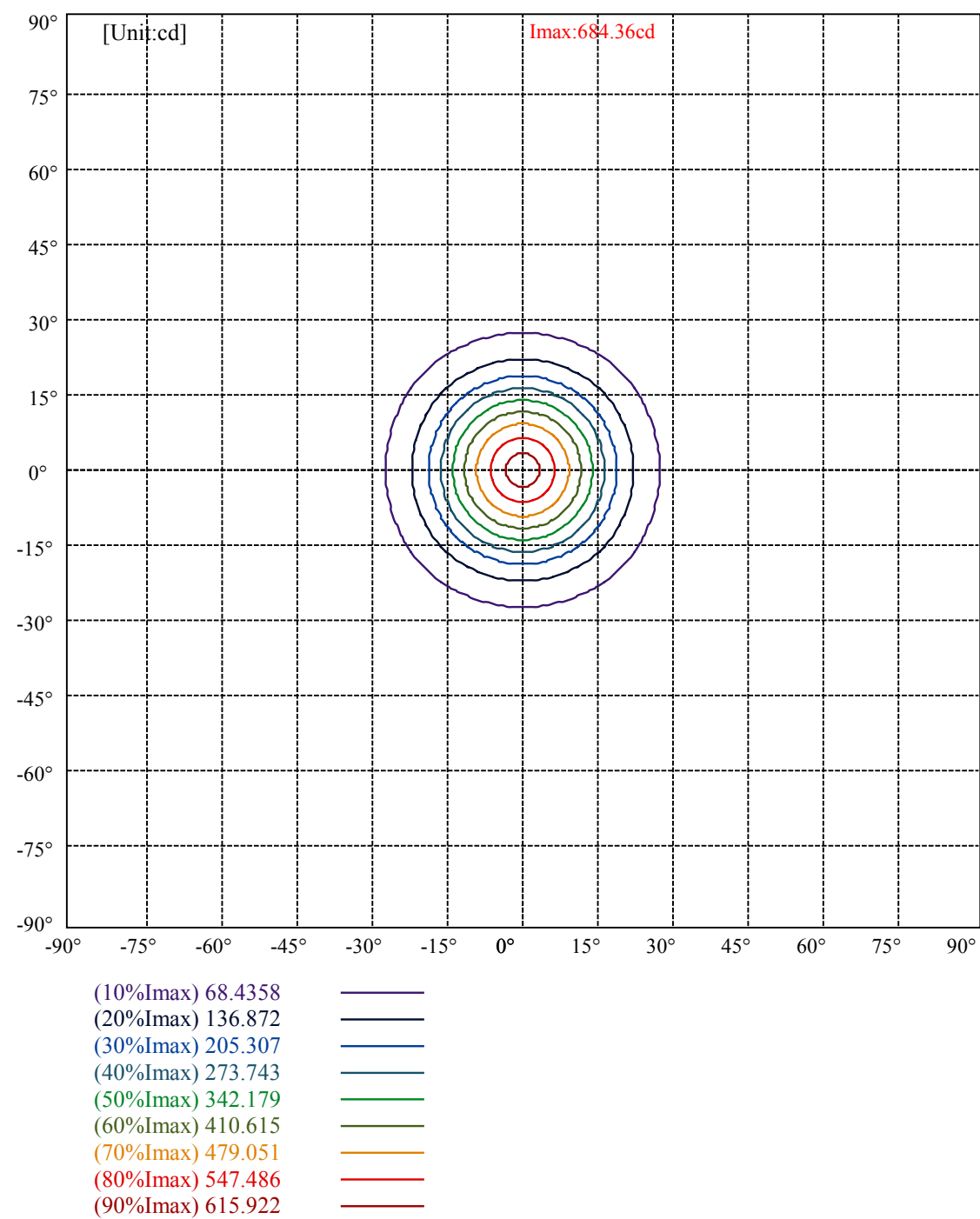
Date: 11/29/2023
Humidity(%): 55.0%

Operator: 01
Distance(m): 6.90





Max , Ave Beam angle of C0 plane 27.54



lumini

Luminance Limiting Curve(no luminous side)

Appendix Page: 5 Total:6

Luminance Table

γ	45	50	55	60	65	70	75	80	85
C0	3751	2442	1654	1257	1135	1251	1495	2099	3926
C45	3751	2442	1654	1257	1135	1251	1495	2099	3926
C90	3751	2442	1654	1257	1135	1251	1495	2099	3926

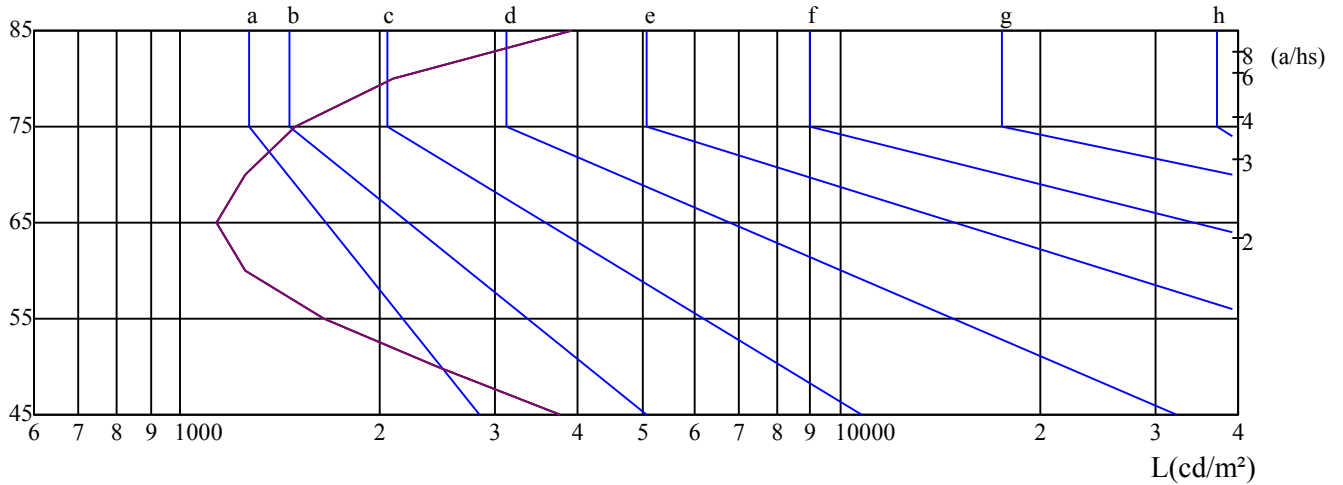
L(Hor)(65)	L(Ver)(65)	L45(65)	L(Hor)(75)	L(Ver)(75)	L45(75)	L(Hor)(85)	L(Ver)(85)	L45(85)
1135	1135	1135	1495	1495	1495	3926	3926	3926

Glare Table

Glare	Quality	Service Values Illuminance(lx)							
1.15	A	2000	1000	500	≤ 300				
1.5	B		2000	1000	500	≤ 300			
1.85	C			2000	1000	500	≤ 300		
2.2	D				2000	1000	500	≤ 300	
2.55	E					2000	1000	500	≤ 300
		a	b	c	d	e	f	g	h

Luminance Limiting Curve

$\gamma(^{\circ})$



C0 ———

C45 ———

C90 ———

Equipment: equipamento lumini
Temperature($^{\circ}$ C): 25.0

Date: 11/29/2023
Humidity(%): 55.0%

Operator: 01
Distance(m): 6.90

Illumination assessment according UGR											
Rf of Ceiling	70	70	50	50	30	70	70	50	50	30	
Rf of Wall	50	30	50	30	30	50	30	50	30	30	
Rf of Floor	20	20	20	20	20	20	20	20	20	20	
Room dimensions		Viewed crosswise					Viewed endwise				
X	Y										
2H	2H	12.39	13.32	12.75	13.63	13.95	12.16	13.10	12.53	13.41	13.72
	3H	12.33	13.16	12.72	13.50	13.84	12.11	12.94	12.50	13.27	13.62
	4H	12.37	13.13	12.77	13.48	13.85	12.15	12.91	12.55	13.27	13.64
	6H	12.50	13.19	12.91	13.57	13.97	12.29	12.99	12.71	13.37	13.77
	8H	12.59	13.26	13.02	13.65	14.05	12.40	13.07	12.82	13.45	13.86
	12H	12.78	13.41	13.21	13.81	14.23	12.61	13.24	13.03	13.63	14.05
4H	2H	12.16	12.93	12.57	13.28	13.65	11.95	12.71	12.35	13.07	13.44
	3H	12.15	12.79	12.57	13.18	13.60	11.93	12.57	12.36	12.97	13.39
	4H	12.29	12.85	12.73	13.27	13.72	12.09	12.65	12.53	13.07	13.52
	6H	12.52	13.01	13.00	13.46	13.92	12.34	12.83	12.82	13.28	13.74
	8H	12.75	13.20	13.24	13.66	14.14	12.59	13.04	13.07	13.50	13.97
	12H	13.13	13.54	13.62	14.00	14.52	12.98	13.40	13.47	13.85	14.37
8H	4H	12.24	12.69	12.72	13.15	13.62	12.04	12.50	12.53	12.96	13.43
	6H	12.63	13.00	13.13	13.48	13.99	12.46	12.83	12.97	13.31	13.82
	8H	13.05	13.36	13.58	13.88	14.38	12.91	13.21	13.44	13.74	14.23
	12H	13.64	13.87	14.18	14.39	14.91	13.52	13.75	14.06	14.27	14.79
12H	4H	12.23	12.65	12.72	13.10	13.62	12.04	12.46	12.53	12.91	13.43
	6H	12.73	13.03	13.26	13.56	14.06	12.57	12.88	13.10	13.40	13.90
	8H	13.19	13.42	13.74	13.94	14.47	13.05	13.29	13.60	13.81	14.33
Variation with the observer position at spacings:											
S = 1.0H		4.1/-3.7					4.1/-3.7				
S = 1.5H		5.8/-3.1					5.8/-3.1				
S = 2.0H		7.0/-2.6					7.0/-2.6				
Standard tables:		BK3					BK3				
Uncorrected UGR		-6.6					-6.6				

依据CIE Publ. 117 计算 UGR, S/H = 0.25